



## **Spiti Winter Expedition**

Taking a motor trip in Spiti, especially in winters is an unexcelled way to grasp one of the best life opportunities. You get a chance to explore the different valleys, rivers, mountains - all wearing a white cloak. How exciting it would be? With valleys, plateaus, deserts, forests and all kinds of terrains to ride through, winter trips to Spiti will have you covering some of the best explorations of the country. Frozen Spiti Expedition Trip provides enough time to sightsee all the hotspots of Spiti and that too in a 4\*4 motor vehicle or with snow chains vehicle, which means all you are going to have, is lots of fun and nothing else! Some of the thrilling sites that you should not miss ever are Pin Valley, Nako, Kaza, Tabo, and Kibber.



**Duration: 6 Nights 7 Days**

## Inclusions:

- Bonfire & hot water
- Winter chains for vehicle
- 6 Breakfast & 6 dinners on buffet basis
- Driver charges, driver accommodation, fuel and inter-state toll
- Night stay at the triple or double sharing basis in Homestay or Hotel
- Comfortable 12 seater Tempo Traveller shared by twelve people or 7 seaters Scorpio shared by six people as per the itinerary
- Reliable, experienced and local driver cum guide with knowledge of the area and the terrain
- Sightseeing at Padum Palace, Tranda Dhank, Chitkul, Nako Lake, Tabo Monastery, Dhankar Village, Pin Valley, Ki Monastery, Kibber Village, Chicham Bridge, Hikkim Post Office, Langza Village & Komic Village (World's Highest Motorable Village)

## Exclusions:

- GST 5%
- Any tips or gratitude
- Entry fees at any monuments or holy places
- Any other service not mentioned in inclusion
- Any type of special requirements will not be fulfilled
- Any special refreshment, energy drinks for personal use

## Trip Cost:

- INR 19,500/- Per Person Ex Delhi (Cost valid for a group tour of minimum 6 adults)
- INR 17,500/- Per Person Ex Shimla (Cost valid for a group tour of minimum 6 adults)

## Stays:

- **Chitkul:** Baspa River Camps or Prince Homestay
- **Nako:** Hotel Reo Purguil or Namsay Homestay
- **Gulling:** Valley View Guest House
- **Kaza:** Travellers Shed or Solo Yolo Homestay or Hotel Mandala
- **Kalpa:** Tab Exotic Hotel or Deepak Homestay or Hotel White Nest

## Detail Itinerary:

### Day 0: Delhi Departure

- Board a Volvo bus in the evening (Ex Delhi)
- Overnight journey & transfer to Shimla

### Day 1: Shimla to Chitkul

- Arrival at Shimla
- Freshen up in the morning
- Transfer to Chitkul after freshen up
- On way sightseeing at Padum Palace at Rampur
- Reach Chitkul by evening
- On arrival check-in to the hotel or camps
- Dinner & overnight stay in hotel or camps at Chitkul

### Day 2: Chitkul to Nako

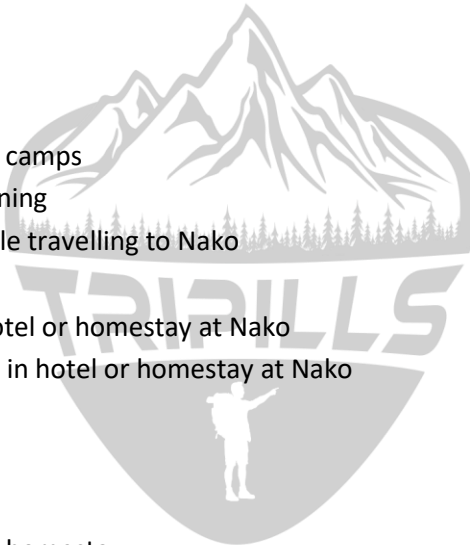
- Breakfast in morning
- Check-out from hotel or camps
- Transfer to Nako in morning
- On way sightseeing, while travelling to Nako
- Reach Nako by evening
- On arrival check-in to hotel or homestay at Nako
- Dinner & Overnight stay in hotel or homestay at Nako

### Day 3: Nako to Gulling

- Breakfast in morning
- Check-out from hotel or homestay
- Transfer to Gulling
- Explore ancient Tabo Monastery established “996 AD” at Tabo
- Sightseeing at Gue Monastery & Dhankar Village (depends on snow)
- Transfer to Gulling village (Pin Valley) after sightseeing at Tabo monastery
- On arrival check in to the guest house at Gulling (Pin Valley)
- Dinner & Overnight stay in the guest house at Gulling

### Day 4: Gulling to Kaza

- Breakfast in morning
- Check-out from the guest house
- Transfer for sightseeing at Pin Valley
- Transfer to Kaza after Pin Valley sightseeing
- Sightseeing at Chicham Bridge, Ki Monastery & Kibber Village



- Snow Leopard spotting at Kibber village
- Reach hotel by evening
- On arrival check-in to hotel or homestay at Kaza
- Dinner & Overnight stay in hotel or homestay at Kaza

#### **Day 5: Rest Day at Kaza, Local Sightseeing**

- Breakfast in morning
- Day Sightseeing at Hikkim Post Office, Komic Village & Langza village
- Return back to the hotel
- Dinner & overnight stay in a hotel or homestay at Kaza

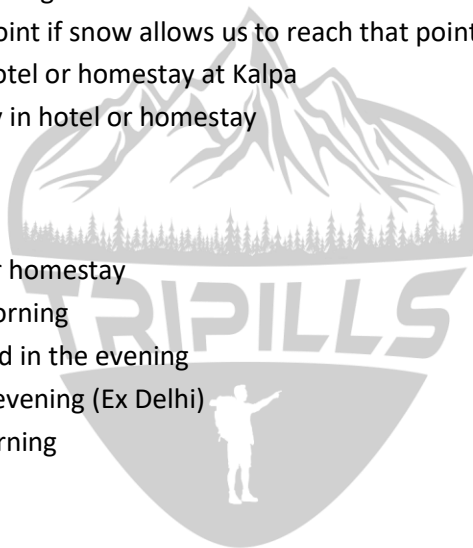
#### **Day 6: Kaza to Kalpa**

- Breakfast in morning
- Check-out from hotel or homestay
- Transfer to Kalpa in morning
- Sightseeing at suicide point if snow allows us to reach that point
- On arrival check-in to hotel or homestay at Kalpa
- Dinner & Overnight stay in hotel or homestay

#### **Day 7: Kalpa to Shimla**

- Breakfast in morning
- Check-out from hotel or homestay
- Transfer to Shimla in morning
- Drop at Shimla bus stand in the evening
- Board Volvo bus in the evening (Ex Delhi)
- Reach Delhi by next morning

**End of tour**



#### **Terms and Conditions:**

- ✓ Everyone should be on time.
- ✓ The traveller should carry their photo IDs along with them.
- ✓ The traveller should take care of cleanliness so the places remain clean.
- ✓ Food will be on a buffet basis, extra food items will be at customers end.
- ✓ The traveller should be mentally tough to beat the extreme cold conditions.
- ✓ No plastic water bottles and other plastic stuff should be carried during the trip.
- ✓ You will experience a bulky ride through snow & off-road terrain so you must be prepared well.
- ✓ The traveller should carry their own water bottle & he must take care to dispose of their garbage in dustbins only.
- ✓ We are not responsible for any mishappening, due to weather conditions, natural disaster, any kind of accident, etc.

- ✓ This will be a flexible tour that depends on the live weather conditions so trust us we will provide the best in the worst case.
- ✓ Charges and trip plans could vary during bad weather conditions or if the tour extends due to weather or some other mishappening.
- ✓ We are not responsible if the tour extends or the itinerary is changed due to any kind of road blockage, landslide, snowfall, water floods, vehicle breakdown, etc.
- ✓ A proper schedule with timings will be conveyed to you on Day 1. Everyone needs to follow the instructions for a better & safe tour.
- ✓ "Availability at hotels" and "rates for this itinerary" is subject to change at the time of booking.
- ✓ We reserve the right to change the hotels, sightseeing or the route at any point in time. This rare case happens only in the case of any maintenance work, availability issues, network issues, any natural calamity, and road blockage due to landslide/snow or in any other case of a medical emergency.
- ✓ Air Conditioner in-cab will not be used in hilly/mountain areas. If you want to use the AC, extra charges will apply.
- ✓ The travellers are responsible for carrying and taking care of their own luggage from the parking lot to the hotel premises/campsite.

### **Payment & Cancelation Policy:**

- ✓ "Advance Payment" of 30% is to be made to confirm the booking.
- ✓ "Mid Payment" of 30% is to be made 15 days prior to the date of travel.
- ✓ "Final Payment" of 40% is to be made 04 days prior to the date of travel.
- ✓ 15% of the "Total Package Cost" is non-refundable once you make the booking.
- ✓ 15% of the "Total Package Cost" is non-refundable if you cancel the booking 40 days prior to the date of travel.
- ✓ 25% of the "Total Package Cost" is non-refundable if you cancel the booking 30 days prior to the date of travel.
- ✓ 30% of the "Total Package Cost" is non-refundable if you cancel the booking 20 days prior to the date of travel.
- ✓ 40% of the "Total Package Cost" is non-refundable if you cancel the booking 10 days prior to the date of travel.
- ✓ 60% of the "Total Package Cost" is non-refundable if you cancel the booking 02 days prior to the date of travel.
- ✓ Above four points are applicable if you follow the first three points.
- ✓ Trip Cost is non-refundable if you cancel the tour after reaching your destination or while you are on tour. That is why we request you to review all inclusions thoroughly before paying for the package.

## Traveller Essentials to carry:

### Bags and Bottle:

- ✓ Water bottle
- ✓ A rucksack bag and a day pack

### Clothes:

- ✓ Small towel
- ✓ Woollen cap
- ✓ 1 flees jacket
- ✓ 2 pair of socks
- ✓ 1 pair of gloves
- ✓ 1 pair of inner thermals
- ✓ 4 sets of undergarments
- ✓ UV protected sunglasses
- ✓ A rain jacket or a poncho
- ✓ 1 heavy Thick jacket or down jacket
- ✓ Cotton long sleeves & short sleeve t-shirt
- ✓ 2 pants (trek pant, lower and cargo pants are favourable)

### Footwear:

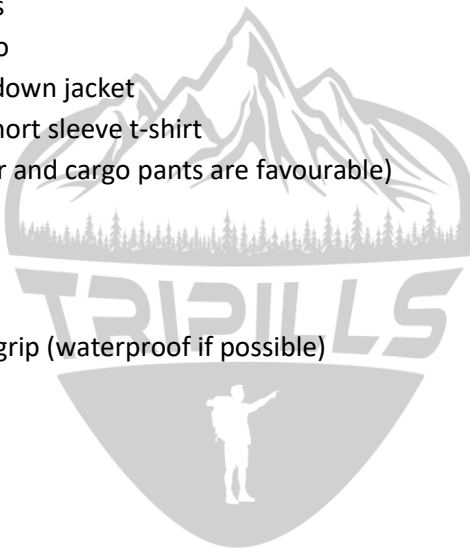
- ✓ Slippers / Flotters
- ✓ Hiking boots with good grip (waterproof if possible)

### Personal care:

- ✓ Deodorant & Perfume
- ✓ Paper soap or sanitizer
- ✓ Toothpaste & toothbrush
- ✓ Sunscreen, Lip Balms & Cold Cream

### First Aid & Medicines:

- ✓ Crepe bandage
- ✓ Dettol, Cotton & Bandages
- ✓ Pain relief spray (Moov, Volini etc)
- ✓ Medicine for headaches, diarrhoea & vomit
- ✓ Any personal medication advised by the doctor
- ✓ One strip of Diamox (For altitude mountain sickness)



### Electronics Accessories:

- ✓ LED Torch
- ✓ Battery backup
- ✓ Cameras and mobile
- ✓ Spare camera batteries
- ✓ Chargers for all the gadgets
- ✓ Enough memory cards to last you the entire trip



*Take a Chill Pill*